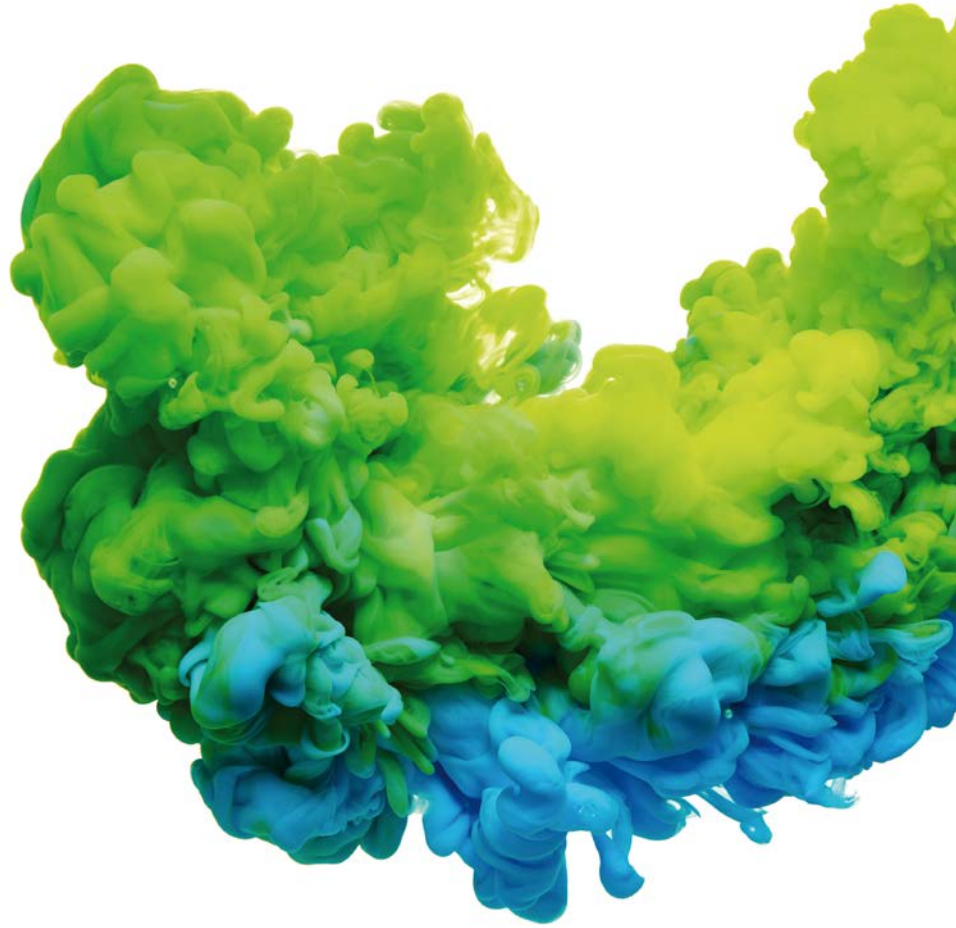




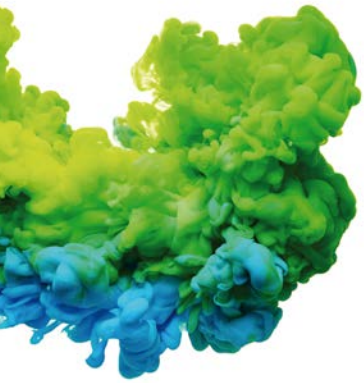
DOMUS
LAUNDRY USA
WINNING THE FUTURE THROUGH INNOVATION



Commercial washers



ECOVOLUTION
by DOMUS



The state-of-the-art in washing

Domus meets the needs of every customer. Our range of washers includes the most efficient features to reduce energy costs. The latest touchscreen control makes operation easier, attracts more customers, and increases the value of your laundry business.



TOUCH II

- ✓ **TOUCH II**, user friendly and totally programmable microprocessor with a 7" touch screen and 29 preset programs
- ✓ **USB Connection**. PC software free of charge for programming, traceability, data analysis...
- ✓ **Remote communication**
- ✓ **Traceability standard**
- ✓ **Wet cleaning ready**
- ✓ **Videos on display: ads, instructions**
(useful for coin laundry)
- ✓ **37 languages**
- ✓ **8 dosing signals as standard + optional 6 extra dosing signals**

TOUCH II is the most advanced control on the market. Its new technology and large 7" touch screen will increase user satisfaction and attract new customers.



CONNECTIVITY

- ✓ **Remote technical service**
Machine monitoring, machine error warning, management for traceability and statistics. Remote desk and data recovery for technicians and maintenance, software update, etc.
- ✓ **Management for laundries: OPL and COIN**
Our DOMUS IoT solution allows you to manage your laundry business (i.e. create discount programs for customers, get statistics, traceability and laundry monitoring).
- ✓ **Remote payment:** App for payments, cashless payment by scanning a QR code, promotions and machine booking

TOUCH II evolves with DOMUS Connect: full remote control to ensure traceability, easy maintenance and business management features.





EFFICIENCY

✔ Water savings

Possibility of configuring three levels of savings

✔ Optimal loading: manual indication of weight

✔ Intelligent Consumption: automatic adjustment of water and soap consumptions (standard)

✔ Prepared to be connected to water recovery tanks **ECOTANK**

✔ Low water consumption

Standard washing program consumes less 1 gallon of water per pound and cycle

✔ High G-FACTOR 450 for High spin machines

Reduced residual moisture > reduced drying time

✔ Water RE-CYCLE (recirculation of bath water)



VERSATILITY

✔ Make to order > Customization.

Customize the machines from the factory with multiple available options

✔ OPL < > Coin / Token

OPL models are quickly transformable to vended with coin kits

✔ Electric < > Hot water

Effortlessly adjust the water heating from electric to hot water

✔ Drain valve < > Pump

Easily change the drainage from gravity valve to pump.

Wet cleaning

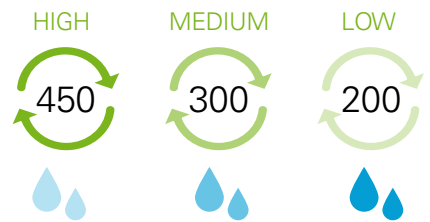
✔ All washers have all features to use wet cleaning programs



G-FACTOR

DOMUS washer extractors, whether high, medium or normal spin, are the ones with the highest G-Factor in the market, which ensures minimum residual moisture, and this translates into less energy costs during the drying cycle.

High G-Factor reduces residual moisture and drying time



Coin / Token

All models are easily adjustable from OPL to COIN, simply by adding a coin kit.



Payment systems

Open System

Domus equipment is prepared to work with any external payment system.



DOMUS washers are specially designed to work in coin laundry businesses.





ERGONOMICS

As health and safety at work had become an important issue, our equipment is designed to be the most comfortable for users.

33.5"



- ✓ **Large door diameters in the market** Helpful, mainly for big capacity washers, for loading and unloading the garments
- ✓ **Easy opening/closing system for door lock**
- ✓ **Plinths available for 25 to 100 lbs models**
To align loading height (door base at 33.5")
- ✓ **Reversible door**

Also, DOMUS washers are designed to work in coin laundry businesses.



MAINTENANCE

Easy access to parts

Washers are designed to offer an easy maintenance and reparability

Technical menu

Machine monitoring, machine error warning, management for traceability and statistics. Remote desk and data recovery for technicians and maintenance, software update, etc.

Equivalent parts

Most key parts are the same for all models

Hinged panel

Easy and ergonomic access to control panel parts

DOMUS washers require fewer maintenance and repair costs because they are made with high-quality components and parts, making your business easier.



